

# Mister Clean Help ver 2.1



[Overview](#)

What this program can do for you.

[History](#)

A list of how the program has evolved.

[Controls](#)

How to use this program.

[Registration](#)

How to register this program with the author.

[Registration Form](#)

See and print the Registration form.

[Future Versions](#)

How you can help design the next version of this program.

[Other Products](#)

View a list of other products available.

## Mister Clean Overview

Throughout your hard disk are many files that never get used anymore. Some of these files take up considerable amounts of space. When you find that there is not enough room to put new applications, it's time for **Mister Clean**.

This utility will make the process of freeing up space on your hard drive much easier. It has been designed to be simple to use and versatile enough to meet most people's needs. You can make the most impact in this job by getting rid of a few big files as opposed to many small files. **Mister Clean** will search and sort the files on your drive in any manner you define. You can scan the disk for files based on any combination of the following criteria:

- Size - You specify a minimum file size to display.
- Date - Indicate the range of the file's date to include.
- Type - Show all or some file types based on their extension.

Once the disk has been searched, the results are sorted and displayed using any one of these same methods. You may then click on any of the files to select them. When the list of selections looks right, you press the Delete button to erase the files. As files are deleted, the free space remaining on the drive is updated to give you an idea of the progress you are making.

Sometimes it isn't apparent just what a particular file does from looking at it's filename. If you double click on any entry in the list, it will be launched. There are some exceptions to this, which are described in the [Controls](#) section.

## Using the Controls

### Scan

Pressing this button will start a search of the current drive for all files greater than the **Minimum File Size**. The first phase of this search is a check for all of the directories on the current drive. This total is shown next to the Directories label. The second phase involves placing the size, date and path of any files which match the specified search requirements into the File List

Once this process starts, the text on the button will change to "Cancel". If you press the button in this state, the **Scan** will stop. At this point, you can still proceed with using **Mister Clean** as normal. However, you should remember that all of the files on the drive are not represented.



### Close

This button closes the window and quits the **Mister Clean** application.

### Delete

While there are no selected files in the list box, this button will be disabled. As soon as you select files, the button will become enabled. When you press it, you will enter File Delete Mode. This mode is a process that begins at the first selected file. A decision window will pop up, asking if you want to delete the highlighted file. You are prompted to select an action to take.



The choices are:

- Yes:** Delete the highlighted file.
- No:** Skip this file.
- All:** Delete all of the remaining selected files, and don't prompt anymore.
- Cancel:** Exit the File Delete Mode.

If you select **Yes** or **No**, the file list will move to the next selected file, and the decision

window will pop up again. This process will continue until there are no more files selected. Any files that you chose not to delete will remain highlighted.

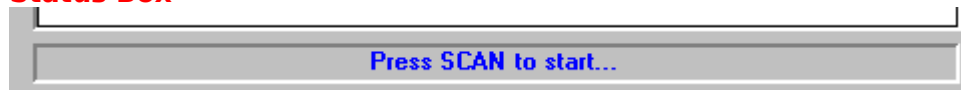
After each deletion, the Free Space indicator will be updated, so you can observe the effects this process is having on your drive's state.

### File List

During and after a **Scan**, this listbox will show all files greater than the value entered into the **Minimum File Size** editbox along with their size. The files are sorted in order of size from the smallest (at the top of the list) to the largest. When the **Scan** has finished, you may select or de-select any file in the list by clicking on the file once. As you do this the **Status Box** will indicate the total number of files selected and the total disk space they consume.

If you wish to see what the file does or looks like (depending on the type of file), then double-click on it. If the file's extension is EXE, it will be launched and will become the current application. You should close the launched application before returning to **Mister Clean**. If the extension is not EXE, then the extension will be compared to those listed in your WIN.INI file for matches. If a match is found, the file will be passed to the matched application and run. A good example of this is a WRI file. Most WIN.INI files will attach this extension to the Windows application WRITE. In this case, WRITE will start and immediately load the WRI file you double-clicked on.

### Status Box



Located at the bottom of the Mister Clean window, this control will inform you of important conditions during execution.

## Registration

**Mister Clean** is copyright 1993, 1994 by Bob Dolan

**Mister Clean** is distributed as shareware. This means that if you regularly use the product and benefit from it, you should register with the author (address below). The software you now have is not crippled in any way. This indicates a basic trust of the shareware concept by myself and other shareware authors who provide useful products with the hope of some type of return for their efforts. So that the high cost of software is not a problem, basic registration is \$10.

Please print the [registration form](#) and fill in the requested information. Mail it with a check or money order in U.S. funds and made payable to **Bob Dolan** to this address:

Bob Dolan  
P.O. Box 16514  
Rochester, New York 14616-0514

## Distribution

If you distribute **Mister Clean** to friends, associates, or to a computer bulletin board system (BBS), you may only distribute the compressed file including the copyright and disclaimer.

## Disclaimer

The Copyright Owner hereby disclaims all warranties relating to this software, whether express or implied, including without limitation any implied warranties of merchantability or fitness for a particular purpose. The Copyright Owner will not be liable for any special, incidental, consequential, indirect or similar damages due to loss of data or any other reason, even if The Copyright owner or an agent of The Copyright Owner has been advised of the possibility of such damages. In no event shall The Copyright Owner's liability for any damages ever exceed the price paid for the license to use the software, regardless of the form of the claim. The person using the software bears all risk as to the quality and performance of the software.

## Future Versions

Planned enhancements to **Mister Clean** include:

- Specify Upper file size.
- Check for duplicates.
- Hex/Text viewing of unknown file types.

....as well as whatever suggestions I receive from registered users.

# Registration Form

To print this registration form, open the File menu and select Print Topic.  
Send your order to:

Bob Dolan  
P.O. Box 16514  
Rochester, N.Y. 14616-0514

Please register me as a satisfied user of **Mister Clean** (ver 2.10):

Amount Enclosed:

\$10 [ ] Registration                      No disk included

\$15 [ ] Register w/upgrade.                      [ ]3.5    [ ]5.25

If you register for \$15, you will receive the latest version of **Mister Clean**. In addition a free registered copy of **WinDial** will be included. This exciting utility provides you with a complete database to store all of the names of anyone you contact by phone, along with a memo for each entry. It's easy to use, and if you have a modem, will automatically dial anyone in your database for you. **WinDial** will even retry busy numbers as often as you specify until they answer.

For orders from outside of the U.S., please add \$3 to cover additional postage.

Name: \_\_\_\_\_

Address: \_\_\_\_\_

City: \_\_\_\_\_ State: \_\_\_\_\_ Zip: \_\_\_\_\_

Phone(optional): \_\_\_\_\_

GEnie/CompuServe/Internet mail address: \_\_\_\_\_

Where did you get **Mister Clean**? \_\_\_\_\_

\_\_\_\_\_

Comments: \_\_\_\_\_

\_\_\_\_\_

\_\_\_\_\_

\_\_\_\_\_

\_\_\_\_\_

## **Free Space**

Constantly displays the number of Kbytes ( multiples of 1024 bytes ) that are available on the current drive.



## **Directories and Files Found**

Shows the status and results of drive scans. The total number of directories on the drive is displayed as well as all of the files found greater than the Minimum File Size.

## **Other Products from Bob Dolan**

### **SCAT -- A strategic and daring card game**

Don't get stuck with the lowest hand! SCAT is a card game involving four players that can be as simple or challenging as you want. Features include defining strategy levels, setting the game speed, and leaving the cards face up or face down as you play. This game even includes conversational chit chat between the players! Very addicting and fun!

**Shareware.....\$10**

### **DeskMenu -- A slimmed down Program Manager for Windows**

An efficient replacement or addition to the Program Manager. Provides a menubar at the top of the Windows desktop with menu headings defined by you to represent the categories of applications you typically need to access. A simple interface allows you to customize the look and feel of this useful system utility.

**Shareware.....\$10**

### **WinGo! -- The classic Bingo for Windows**

Finally Bingo has arrived for Windows! You match wits with Rosie, an alert and cunning adversary. You can play with as many cards as you can handle at the speed you like. Fully configurable to adapt to your playing style. The registered version includes digitized voice calling for the most realistic Bingo play possible.

**Shareware.....\$10**

### **WinDial -- A Windows Phone Book that dials**

An easy to use phone book that will automatically dial any selected number as long as you have a modem. When a busy signal is detected, you can tell WinDial to retry until someone answers. Other busy attempts can be placed into a queue, and all will be retried in order.

**Shareware.....\$10**

### **Mister Clean -- Clean up your hard drive**

One of the most efficient ways to clean up those hidden but unwanted or unused files that take up needed space. A slick Windows 3.x user interface makes this utility a must have for your toolbox. Mister Clean finds the files you specify and sorts them by size. You click on the ones you want deleted and then off they go, one-by-one (to be safe) or all at once. Not sure what the file is? Then run it right from Mister Clean and check it out before dumping it! Truly a unique way of managing precious disk space.

**Shareware.....\$10**

### **<softWAREhouse> -- A warehouse for all of your software**

<softWAREhouse> provides your system with the ability to access more applications than it can hold at one time. This is made possible by storing installed applications offline until they are needed. When required, they are put back on the user's machine in the same condition and location as they were when originally stored. All of this power is surrounded by an easy to use point and shoot menu interface.

**Shareware.....\$15**

### **Yacht-Z -- A dice strategy game for Windows 3.X**

Yacht-Z is a version of the classic dice game. Now, in addition to triple scoring, single scoring is included for quicker, simpler games. Due to popular request, up to four players can now play at one time. A new look to all dialogs gives the program new life in the world of Windows 3.1

**Shareware.....\$10**

### **BattleGrid -- War in a window -- Battleship for Windows 3.x**

BattleGrid is a version of the classic board game. Play against the computer or another person. Watch the computer play against itself using different strategies. Several levels of a computer opponent are available, from idiot to genius.

**Shareware.....\$10**

### **MagnaFile -- A DOS user interface**

MagnaFile is a DOS shell which is directed at a wide range of users from the DOS beginner to the most prolific DOS power users. MagnaFile provides services to the user to simplify access to DOS. It also increases the efficiency of doing many of the more tedious operations DOS requires.

MagnaFile commands are carried out using a one-key interface. Most operations are associated with a very obvious key, such as <C> for the Copy command.

The most useful utilities provided by MagnaFile are:

For Single Files or Groups of Files:

- Copying
- Moving
- Deleting.
- Attributes
- Printing

- File Descriptions (40 characters)
- File Viewing & Editing
- File execution
- Disk navigation
- File & Directory Renaming

File Archiving, Unarchiving, and Archive viewing  
Command line interface  
Mouse handling  
Screen saver and password protection  
Run programs from a smart menu interface

MagnaFile is similar to Norton Commander(NC). Users of this product say that MagnaFile will be an important tool on your computer, no matter what level user you are.

**Shareware.....\$20**

### **Smart Solitaire -- The Smart way to play Solitaire**

A text mode klondike solitaire card game which uses the mouse. Features BOSS mode and smart playing features, such as automatic card placement in obvious situations. Very addicting and fun!

**Shareware.....\$10**

## **User Entry**

Use this editbox to type in the extension of any file type you would like entered in the Selected Types list.

## **Available File Types**

This list shows the file types that can be selected and added to the [Selected List](#).

### **Add Type to Selected List**

Click on this button to add the highlighted file type in the Available List to the Selected List.

### **Delete Type From Selected List**

Click on this button to remove the highlighted file type in the Selected List.



## **List of Selected Types**

This list shows the file types that will be examined when the next disk Scan is requested. You can remove a file type from this list by using one of two methods. If you press the delete key, the highlighted file type will be removed from the list and discarded. If you press press the remove key, the file type will be removed from this list and added to the available file types list (which makes it available for usage at a later time).

## **Ok Button**

If you press this button, the dialog will close and any changes will be saved.

## **Cancel Button**

If you press this button, the dialog will close and any changes will be lost.

### **Add From Available Types List**

Click on this button to add the highlighted file type in the Available List to the Selected List.

### **Add User Specified Entry**

After you type in a file type, press this button to add it to the Selected Types list.

## History

Version 1.0 -- March 1993  
Initial release.

Version 2.0 -- December 1993

Added File Types function which allows the user to specify which file types (by extension) are to be included in the search.

File List sorting by Name, Date, and File Type (Extension).

Specify file date range.

Directories are only scanned after a drive change, which results in speedier operation.

Spruced up the Help file.

Modified the screen layout.

Version 2.1 - Feb 1994

Resolved bogus "Invalid Date" error message.

Now includes last directory on the drive when displaying scan list.

## How Small?

This is an editbox, which is provided for you to type in the size of the smallest file to show in the file list. Move your mouse cursor to it and click once. Then type in any number. The default value is 50,000. To show files of any size, enter the value zero here.

## **When?**

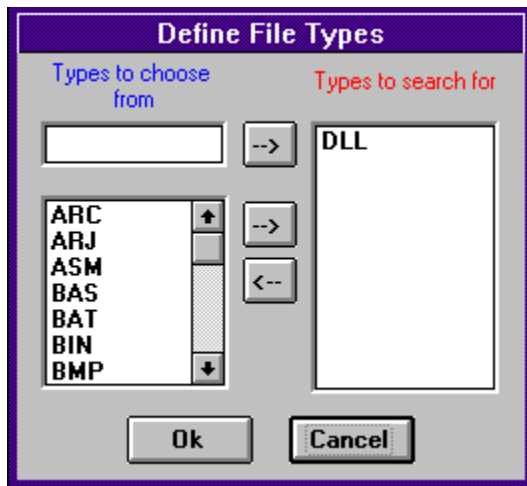
Two editboxes are provided to allow you to define the range of dates to search for files. You can enter dates in one of two formats: MM-DD-YY or MM/DD/YY. Be sure that the After date is earlier than the Before date. If you want to select files of any date select the Reset Dates entry in the File menu.



## Which?

The types of files **Mister Clean** will scan can be controlled by using the buttons located in this group. If the **All Files** checkbox is checked, then any defined file types are ignored, and all files located on the drive will be checked. If it is not checked, then all scanned files are tested to see if they are one of the defined types.

To define file types, press the **Define** button. Note that this button is only enabled when the **All Files** checkbox is not checked. When you press this button, a dialog will be displayed that allows you to specify which file types will be scanned. This dialog is shown below.



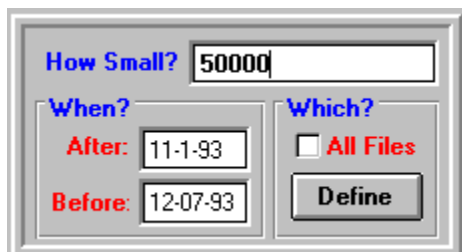
The left side of the dialog contains file types that you can specify or select. The right side shows the file types that are selected and will be used in the disk scan if you press the **Ok** button. In the case shown above, only DLL files will be scanned. To see what the controls in this dialog do, click on them with the mouse and additional information will be displayed.

## **Drive to Clean**

In order to select the drive to Scan, move the mouse cursor to this combobox and click once. Then select one of the drives shown to use as the current drive. When you do this, the file list will be cleared, and the Delete button will be disabled. In addition, the Free Space indicator will be updated to show the available space on the newly selected drive.

## Defining the Search

In the top half of the window, are three boxes. The box on the left is used to describe how Mister Clean should search for files. You do this by answering three questions: How Small, When, and Which type. This box is shown below. Click on any part you want information on.



The dialog box is titled "Defining the Search" and contains the following elements:

- How Small?** A text input field containing the value "5000".
- When?** Two date input fields: "After: 11-1-93" and "Before: 12-07-93".
- Which?** A checkbox labeled "All Files" which is currently unchecked.
- A "Define" button.

## Setting the Drive

In the center box, you can tell Mister Clean which drive to use for the search. Other information is shown here as is shown below. Click on any portion of the bitmap to get more information on each item.



The dialog box displays search statistics and a drive selection field:

- Directories:** 17
- Files Found:** 60
- A drive selection field showing "e:" with a dropdown arrow.
- Free:** 114,764 KB

# Menus

## File Menu

### Clear Selections

If you select this menu item, any files selected in the **File List** will be de-selected.

### Start/Cancel Scan, Delete, Exit

These menu items have the same function as the **Scan, Delete, and Close** buttons in the window.

### Reset Dates

This item will reset the dates shown in the When? section of the search definition box. This will allow you to scan for files of any date.

### Exit

Leave the Mister Clean application

## Sort

The items in this menu allow you to determine how the files shown in the file list will be displayed and sorted. The options are by Date, by Size and by Name.

## Help

### Using the Program

Starts this Help system.

### About Mister Clean

Shows the version number and the shareware message, with the author's name.

